



Capital Improvement Program Transit

Table

Transit Summary	10-131
Metro Capital Contribution	10-132
Transit Buses - Acquisition	10-133
Western Loudoun Park and Ride Lot	10-134



Transit

Capital Improvement Program										
Transit										
	Prior Years	FY 2021	FY 2022	FY 2023	FY 2024	FY 2025	FY 2026	6 Year Total	Future FYs	Project Total
Projects										
Local Fixed-Route Bus Stop Improvements	4,000	24	-	-	-	-	-	24	-	4,024
Metro Capital Contribution	-	7,759	5,887	6,108	6,076	6,379	6,878	39,087	29,049	68,136
Transit Buses - Acquisition	31,417	2,550	2,450	-	-	-	-	5,000	-	36,417
Western Loudoun Park and Ride Lot	4,526	739	1,429	1,633	-	-	-	3,801	-	8,327
Total – Cost	39,943	11,072	9,766	7,741	6,076	6,379	6,878	47,911	29,049	116,903
Local Tax Funding	3,655	2	129	-	-	-	-	131	-	3,786
Local Tax Funding Roads	2,500	-	-	-	-	-	-	-	-	2,500
Cash Proffers	5,635	61	-	-	-	-	-	61	-	5,696
State Capital Assistance	18,077	-	-	-	-	-	-	-	-	18,077
Smart Scale	2,200	3,250	3,750	1,633	-	-	-	8,633	-	10,833
CMAQ	3,971	-	-	-	-	-	-	-	-	3,971
NVTA 70% Regional	2,740	-	-	-	-	-	-	-	-	2,740
NVTA 30% Local	-	2,736	5,887	6,108	6,076	6,379	6,878	34,064	29,049	63,113
Local Gas Tax	1,165	-	-	-	-	-	-	-	-	1,165
Total – Funding Sources	39,943	11,072	9,766	7,741	6,076	6,379	6,878	47,911	29,049	116,903



Transit

Metro Capital Contribution

Details:

Project Number: C02333
Election District: Countywide
Estimated Completion Year: Ongoing
Referendum: n/a


Background

Loudoun County entered into a Capital Funding Agreement (CFA) with the Washington Metropolitan Area Transit Authority (WMATA) to bring the Silver Line, Phase 2 into Loudoun County. The CFA outlines the obligations between the County and WMATA and includes the annual contribution for capital and operating subsidy payments.

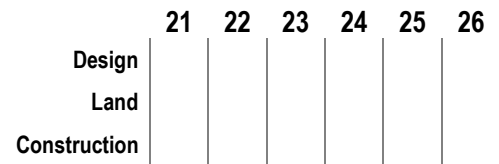
This project provides funding for an annual capital contribution to WMATA beginning in FY 2021 as well as an annual subsidy payment to the Virginia Department of Rail and Public Transportation.

In FY 2021, WMATA received CARES Act funding due to the COVID – 19 pandemic and applied a portion of the funding to the County’s capital and operating subsidy payments. The amount applied against the County’s capital subsidy payment is reflected in the financial table as Other Federal Grants.

Phase Costs in Millions



Project Phase Timeline by FY



Capital (\$ in 1000s)	Prior Years	FY 2021	FY 2022	FY 2023	FY 2024	FY 2025	FY 2026	6 Year Total	Future FYs	Project Total
Payments to Regional Orgs.	-	7,759	5,887	6,108	6,076	6,379	6,878	39,087	29,049	68,136
Total Cost	-	7,759	5,887	6,108	6,076	6,379	6,878	39,087	29,049	68,136
NVTA 30% Local	-	2,736	5,887	6,108	6,076	6,379	6,878	34,064	29,049	63,113
Other Federal Grants	-	5,023	-	-	-	-	-	5,023	-	5,023
Total Financing	-	7,759	5,887	6,108	6,076	6,379	6,878	39,087	29,049	68,136



Transit

Transit Buses – Acquisition

Details:

Project Number: C02324
Election District: Countywide
Estimated Completion Year: Ongoing
Referendum: n/a

Background:

This project provides funding for the acquisition of buses and the equipment needed to outfit the bus such as fareboxes and clever devices in support of the County's transit service. With the arrival of the Silver Line, the County is transitioning to transit-style buses, as recommended by the County's Transit Development Plan to provide connections to Metro stations.

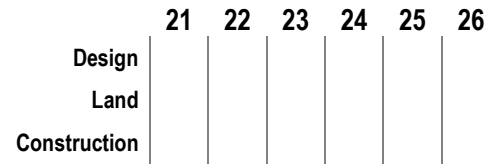
Transit buses will transport passengers to the most convenient Metro Stations on the Silver Line including the Ashburn and Loudoun Gateway Metro stations in Loudoun County.

The Prior Years funding amount reflects project budgets that funded the acquisition of Transit Buses and the equipment for outfitting buses from FY 2013 – FY 2020. The Oracle project numbers include: C00158, C00216, C02005, C02006, C02058, C02033, C02088, C02135, C02161, C02219, C02235, C02351, C02062, and C02156.

Phase Costs in Millions



Project Phase Timeline by FY



Capital (\$ in 1000s)	Prior Years	FY 2021	FY 2022	FY 2023	FY 2024	FY 2025	FY 2026	6 Year Total	Future FYs	Project Total
Payments to Other	31,417	2,550	2,450	-	-	-	-	5,000	-	36,417
Total Cost	31,417	2,550	2,450	-	-	-	-	5,000	-	36,417
Local Tax Funding	1,600									1,600
Cash Proffers	5,635	-	-	-	-	-	-	-	-	5,635
State Capital Assistance	18,077	-	-	-	-	-	-	-	-	18,077
Smart Scale	2,200	2,550	2,450	-	-	-	-	5,000	-	7,200
NVTA 70% Regional	2,740	-	-	-	-	-	-	-	-	2,740
Local Gas Tax	1,165	-	-	-	-	-	-	-	-	1,165
Total Financing	31,417	2,550	2,450	-	-	-	-	5,000	-	36,417

Operating Impact (\$ in 1000s)	FY 2021	FY 2022	FY 2023	FY 2024	FY 2025	FY 2026	Total
O&M	258	521	526	532	537	542	2,916
Total Impact	258	521	526	532	537	542	2,916



Transit

Western Loudoun Park and Ride Lot

Details

Project Number: C02085

Election District: Blue Ridge

Location: A site adjacent to the proposed Fields Farm Park.

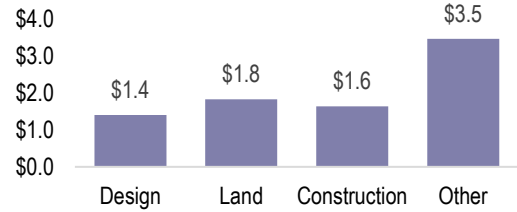
Estimated Completion Year: FY 2024

Referendum: n/a


Background

This project provides funding for the design and construction of a surface park and ride lot with a minimum of 250 parking spaces.

Phase Costs in Millions



Project Phase Timeline by FY



Capital (\$ in 1000s)	Prior Years	FY 2021	FY 2022	FY 2023	FY 2024	FY 2025	FY 2026	6 Year Total	Future FYs	Project Total
Professional Services	701	700	-	-	-	-	-	700	-	1,401
Land	530	-	1,300	-	-	-	-	1,300	-	1,830
Construction	-	-	-	1,633	-	-	-	1,633	-	1,633
Personnel	-	39	129	-	-	-	-	168	-	168
Contingency	3,295	-	-	-	-	-	-	-	-	3,295
Total Cost	4,526	739	1,429	1,633	-	-	-	3,801	-	8,327
Local Tax Funding	555	1	129	-	-	-	-	130	-	685
Cash Proffers	-	38	-	-	-	-	-	38	-	38
Smart Scale	-	700	1,300	1,633	-	-	-	3,633	-	3,633
CMAQ	3,971	-	-	-	-	-	-	-	-	3,971
Total Financing	4,526	739	1,429	1,633	-	-	-	3,801	-	8,327