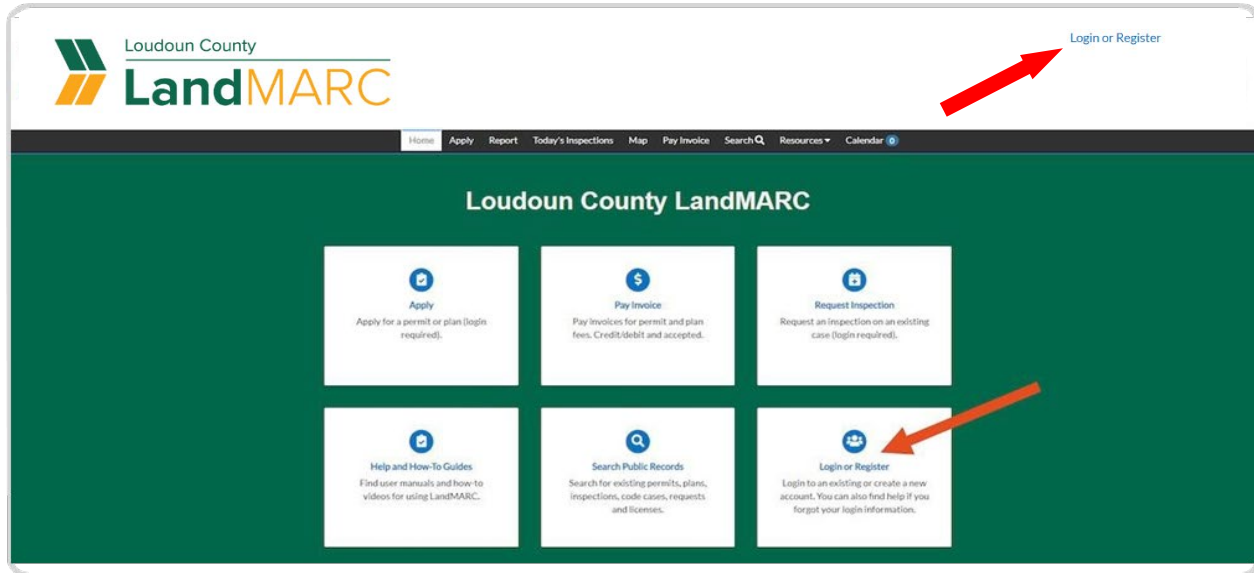


Register for Self-Service Public Portal

To get started, go to loudoun.gov/landmarc and select Access LandMARC.

STEP 1

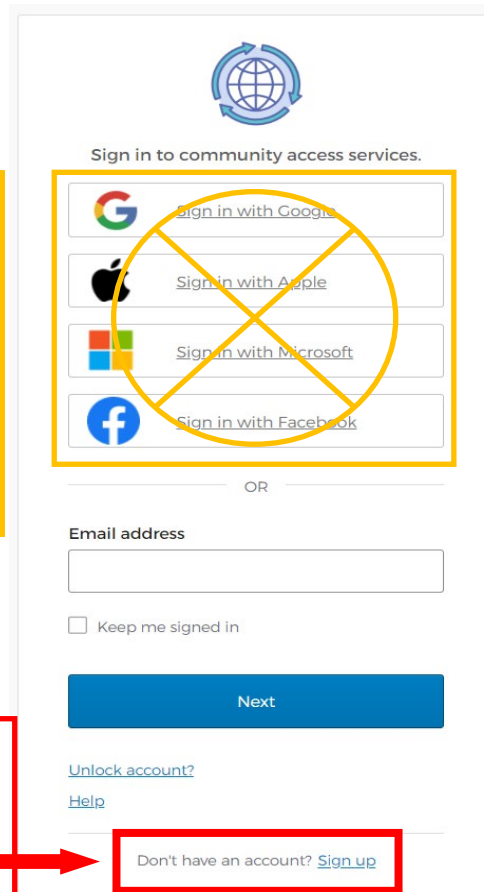
Select the LOGIN OR REGISTER tile



STEP 2

Select the SIGN UP link at the bottom of the page.

Existing customers: These sign in options are **NOT recommended** unless the email address associated with these platforms is the email address associated with existing applications.



Use this option and sign up with the email address associated with any existing applications.

STEP 3

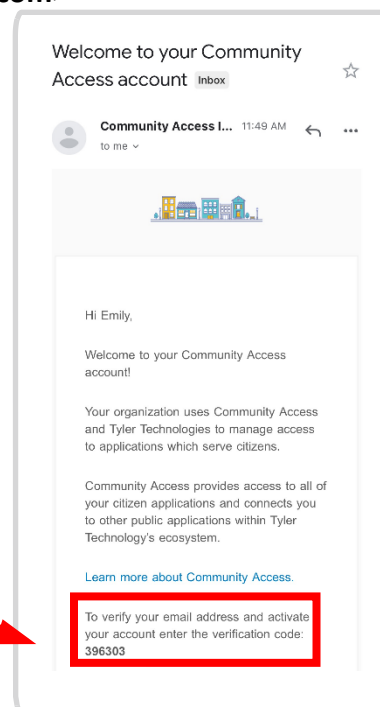
Enter your email address, first and last name, and password, and select SIGN UP.

The screenshot shows a mobile sign-up form titled "Sign up" with a globe icon. It contains the following fields: Email, First name, Last name, Mobile phone (Optional), and Password. Below the password field, there are "Password requirements:" listed as: At least 8 characters, A lowercase letter, An uppercase letter, A number, No parts of your username, and Your password cannot be any of your last 10 passwords. A blue "Sign Up" button is at the bottom, with a red arrow pointing to it. A link "Already have an account?" is at the very bottom.

STEP 4

Check your email to find a message from: Community Access Identity <noreply@identity.tylerportico.com>

Find the verification code at the bottom of the email.



STEP 5

Enter the verification code and select **VERIFY**.

Verify with your email

We sent an email to [redacted]
Enter the verification code in the text box.

Enter Code

[Text Input Field]

Verify

[Return to authenticator list](#)
[Back to sign in](#)

STEP 6

Check the acknowledgement box and select **NEXT**.

Registration

Step 1 of 5: Email Address

Welcome the Loudoun County LandMARC System!

You will receive a confirmation email after submitting your email address. Click on the confirm link in the email and complete the registration process.
If you are having difficulties receiving the validation email, please check your Spam/Junk folder

By clicking you acknowledge that you can access the email used below to complete the registration process.

Email [Text Input Field] **Next**

Please check your e-mail. The confirm email link in the body of the e-mail must be clicked to move to the next step of the registration process.

STEP 7

Enter your personal information, then select NEXT

Note: Required information is indicated by an asterisk.

Loudoun County
LandMARC

Good Morning, Guest

Home Apply Report Today's Inspections Map Pay Invoice Search Q Resources Calendar

Registration

Step 3 of 5: Personal Info

*REQUIRED

First Name

Middle Name

Last Name

Company

* Contact Preference: Email

* Email Address:

Additional Contact Information

Back Next

LOUDOUN COUNTY VIRGINIA

STEP 8

Enter your address and select NEXT.

Loudoun County
LandMARC

Good Morning, Guest

Home Apply Report Today's Inspections Map Pay Invoice Search Q Resources Calendar

Registration

Step 4 of 5: Address

*REQUIRED

* Address: Street address, PO. box. (required)

Apartment, suite, unit, floor. (optional)

City

State

Postal Code

Back Next

LOUDOUN COUNTY VIRGINIA

STEP 9

Enter your name, enable a typed signature, type in your signature, and select SUBMIT.

After submission, the homepage of the Self-Service Public Portal will appear, and you will be logged in.

The screenshot shows the 'Registration' page, specifically 'Step 5 of 5: Signature'. At the top left is the Loudoun County LandMARC logo, and at the top right is the user status 'Good Morning, Guest'. A navigation bar contains links for Home, Apply, Report, Today's Inspections, Map, Pay Invoice, Search, Resources, and Calendar. The main content area includes a title bar 'Registration', a sub-header 'Step 5 of 5: Signature', and a certification statement: 'I hereby certify that all information entered is accurate and up-to-date.' Below this is a text input field with the prompt '* Please type your name as consent to electronically sign this registration.' and a red arrow pointing to it. Underneath is the 'Enable Type Signature' section, which has a radio button selected (circled in red) and a date field showing 'January, 24 2023'. A large signature box contains the text 'X Draw Signature Here' and a red arrow pointing to it. At the bottom of the form are 'Clear', 'Back', and 'Submit' buttons, with a red arrow pointing to the 'Submit' button. The footer of the page features the Loudoun County Virginia logo.